

**SECTION 1-9**

**OPERATION OF INSTRUMENTS AND CONTROLS**

**Other equipment**

Clock ..... 148

Cigarette lighter and ashtray ..... 148

Power outlets ..... 149

Glove box ..... 150

Cup holder ..... 150

Floor mat ..... 151



## '00 Tacoma(U)

### Clock



**The digital clock indicates the time.**

The key must be in the "ACC" or "ON" position.

To reset the hour: Push the "H" button.

To reset the minutes: Push the "M" button.

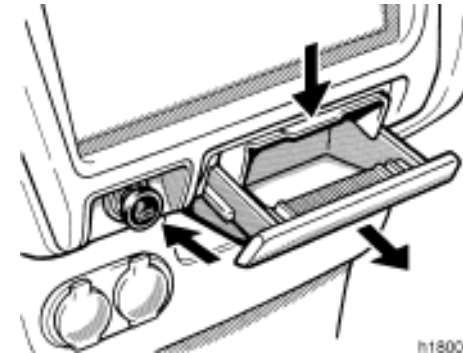
If quick adjustment to a full hour is desired, push the ":00" button.

For example, if the ":00" button is depressed when the time is between 1:01—1:29, the time will change to 1:00. If the time is between 1:30—1:59, the time will change to 2:00.

If the electrical power source has been disconnected from the clock, the time display will automatically be set to 1:00 (one o'clock).

When the instrument panel lights are turned on, the brightness of the time indication will be reduced.

### Cigarette lighter and ashtray



#### CIGARETTE LIGHTER

**To use the cigarette lighter, press it in. When it becomes heated, it automatically pops out ready for use.**

If the engine is not running, the key must be in the "ACC" position.

Do not hold the cigarette lighter pressed in.

Use a Toyota genuine cigarette lighter or equivalent for replacement.

#### ASHTRAY

**To use the ashtray, pull it out.**

When finished with your cigarette, thoroughly extinguish it in the ashtray to prevent other cigarette butts from catching fire. After using the ashtray, push it back in completely.

To remove the ashtray, press down on the lock spring plate and pull out.



#### CAUTION

**To reduce the chance of injury in case of an accident or sudden stop while driving, always push the ashtray back in completely after using.**

#### Power outlets



◆ *Close the power outlet lids when the power outlets are not in use. Inserting a foreign object other than the appropriate plug that fits the outlet, or allowing any liquid into the outlet may cause electrical failure or short circuits.*

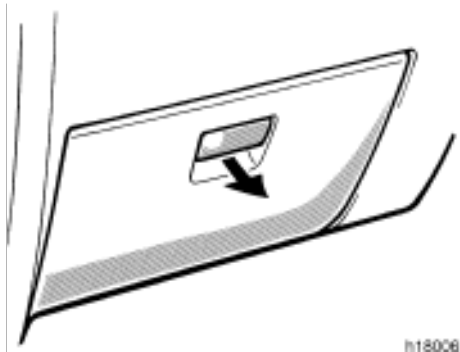
The power outlets are designed for power supply for car accessories.

The key must be in the "ACC" or "ON" position for the power outlets to be used.

#### NOTICE

- ◆ *To prevent the fuse from being blown, do not use the electricity over the total vehicle capacity of 12V/120W.*
- ◆ *To prevent the battery from being discharged, do not use the power outlets longer than necessary when the engine is not running.*

### Glove box



To open the glove box door, pull the lever.

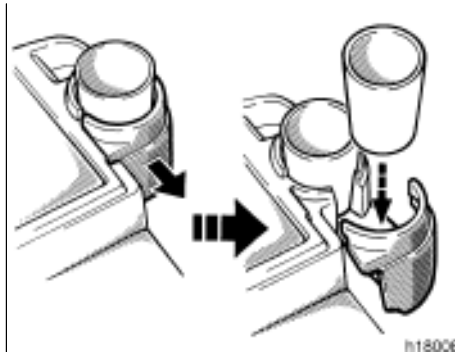
On some models, the glove box light will come on when the glove box is open with the instrument panel lights on.



#### CAUTION

To reduce the chance of injury in case of an accident or a sudden stop, always keep the glove box door closed while driving.

### Cup holder



The cup holder is designed for holding cups or drink-cans securely in its holes.

To use the second cup holder, pull it out.



#### CAUTION

- Xtra-cab models only: Do not use the second cup holder when you move passenger's seat for rear seat entry. The seat may interfere with second cup holder and the drink may spill over the occupants. If the spilled drink is hot, it may cause burns.

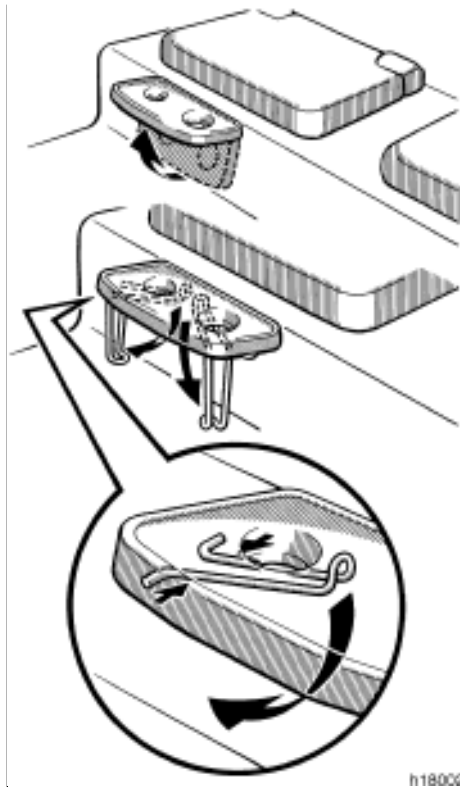
- Do not place anything else other than cups or drink-cans on the cup holder, as such items may be thrown about in the compartment and possibly injure people in the vehicle during sudden braking or in an accident.
- To reduce the chance of injury in case of an accident or sudden stop while driving, keep the second cup holder closed when it is not in use.

#### NOTICE

*Xtra-cab models only: Do not use the second cup holder when you move passenger's seat for rear seat entry. The seat may interfere with the second cup holder and the spilled drink may cause a malfunction on the electrical components.*

## '00 Tacoma(U)

### Cup holder (Xtra-cab models)



The cup holder is designed for holding cups fit securely in its holes.

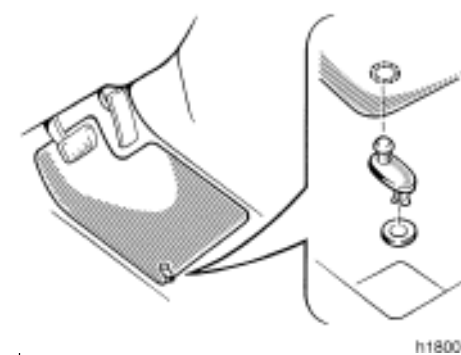
To use the cup holder, raise the folding table under the right-rear seat. Stand the table by compressing and turning down the table legs.



#### CAUTION

- Do not place anything else other than cups on the cup holder, as such item may be thrown about in the compartment and possibly injure people in the vehicle during sudden braking or an accident.
- To reduce the chance of injury in case of an accident or sudden stop while driving, keep the cup holder closed when it is not in use.

### Floor mat



Use a floor mat of the correct size.

If the floor carpet and floor mat have a hole, then it is designed for use with a locking clip. Fix the floor mat with locking clip into the hole in the floor carpet.

'00 Tacoma(U)



**CAUTION**

Make sure the floor mat is properly placed on the floor carpet. If the floor mat slips and interferes with the movement of the pedals during driving, it may cause an accident.